



TT-OTS100

Veterinary Video Otoscope


It is a handheld digital otoscope for animals with magnification function, image and video, and supports APP operation and viewing.



Otoscope



Rhinoscope



Laryngoscope



Skin checking



1.85-inch screen



Long press to turn on/off, short press to adjust the light source brightness



Remaining power display



Detachable lens with 1 megapixels lens and accessories for easy assembly and storage



1.5X magnification function



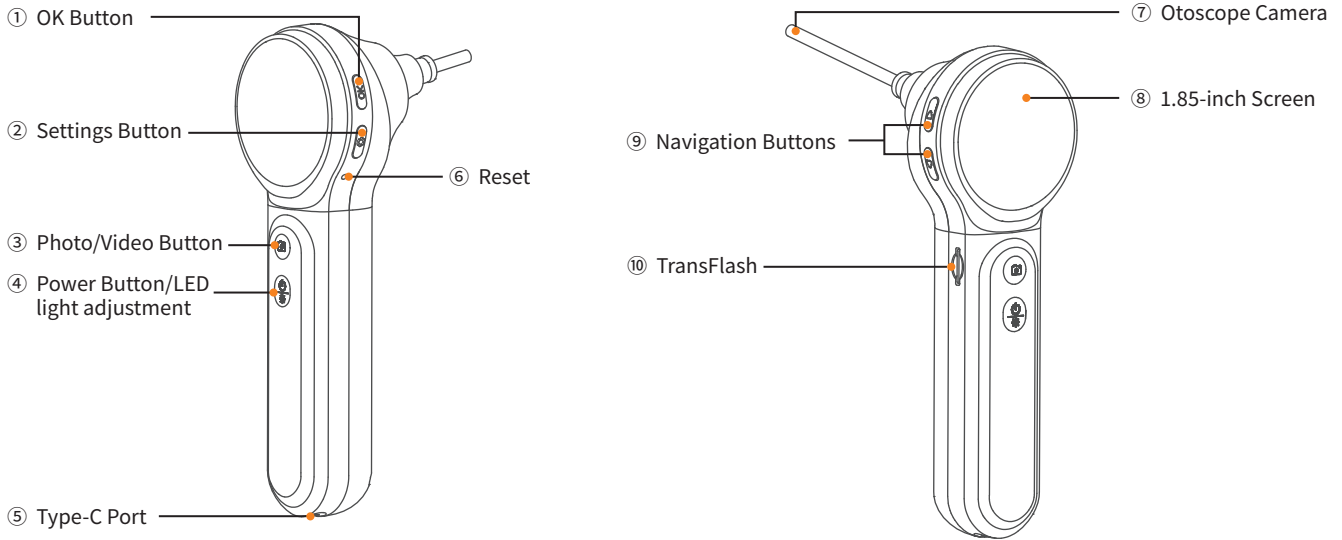
One-click shooting of images and videos (short press for images, long press for videos)



Type-C charging and data transmission



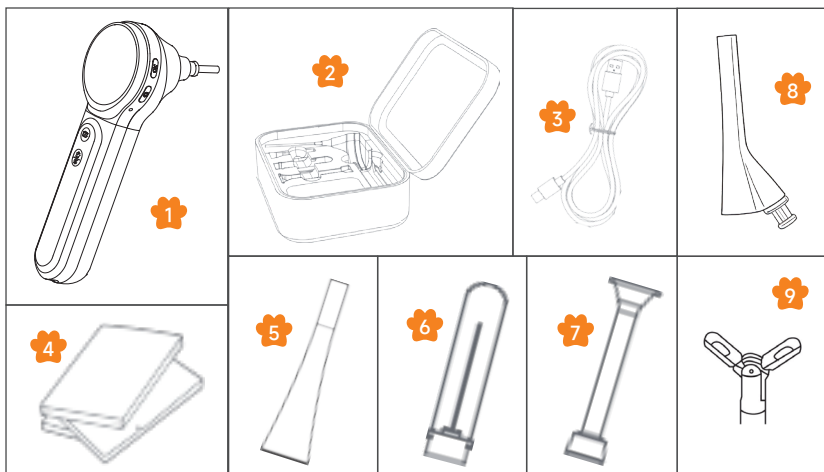
Wifi wireless and wired transmission



Specifications

Display	Screen Type	1.85-inch IPS LCD Screen
	Screen Resolution	360*360
	Image/Video Resolution	720*720
	Screen Material	Tempered Glass
Camera	Port	Type-C
	Lightness adjustment	Bright/medium bright/ slightly bright/ off
	Magnification	1.0~1.5x
	Diameter of Lens	3.9mm
	Camera Megapixel	1MegaPixel
	Field of View	78°
Others	Focus Length	5-50mm
	Camera Lights	6 LED lights
	Surface and edges	Free of pores, cracks, and remainders of tooling agents
	Water resistance	The inside of otoscope can withstand a positive pressure of 22kPa for more than 1 minute without air leakage
Network	Working Voltage	3.7V
	Charging Voltage	DC 5V
	Storage Capacity	Built-in 8GB Memory
	Battery Capacity	1380mAh Lithium Polymer Battery
Network	Video format	AVI
	Image and video display	APP, WIFI
	Network standard	IEEE802.11b/g/n
	Antenna	Built-in IPEX antenna
	Operating frequency	2.4GHZ
	Data rate	802.11a/b/g/n

Packing List



- 1 TT-OTS100 Veterinary Otoscope
- 2 Portable case
- 3 USB Cable
- 4 User Manual & Safety Warning Manual
- 5 Earmuff Accessories
- 6 Spatula Accessories
- 7 Skin Examination Accessories
- 8 Dual-channel Silicone Cover
- 9 Disposable Veterinary Sampling Forceps